

Inkopplings anvisning av kuggväxelmotorer 1fas 230v 50Hz

JP	Oriental	SMS	SPG	Panasonic	ZD	Inkoppling
<u>Medsols CW</u>						
Blå/Brun	Svart	Brun	Svart	V/U1	Röd	Nät
Röd	Röd	Röd	Brun	G/U2	Vit	Nät/Kondensator
Svart	Vit	Svart	Vit	S/Z2	Blå	Kondensator
		Vit/Blå				Ihopkopplad
<u>Motsols CCW</u>						
Röd/Brun	Svart	Brun	Svart	V/U1	Röd	Nät
Blå	Vit	Blå	Vit	S/Z2	Blå	Nät/Kondensator
Svart	Röd	Svart	Brun	G/U2	Vit	Kondensator
		Vit/Röd				Ihopkopplad

Inkopplingen gäller för 6W,15W, 25W,40W och 70Watts motorer

OBS !! *Vid onoff-drift koppla inte in takometerkablarna.*

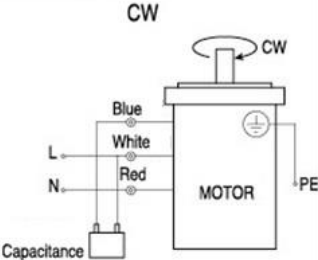
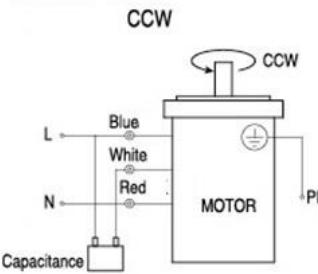
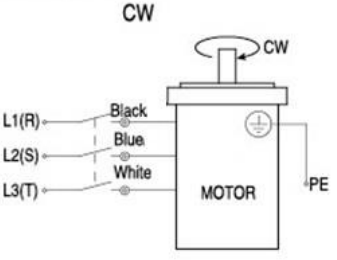
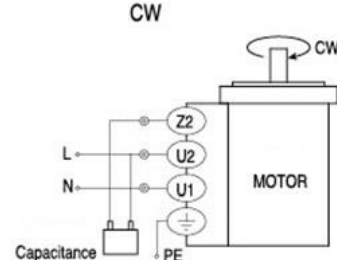
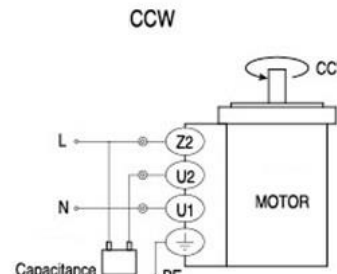
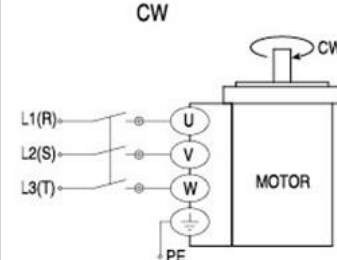
ÖSTEK AB
Energiåtervinning

Tel 0295-211 15
Mail info@ostek.se
Webb www.ostek.se



CONNECTION DIAGRAMS

- The direction of motor rotation is as viewed from the shaft end of motor.
CW represents the clockwise direction, while CCW represents the counterclockwise direction.
- Name indicated in the list is pinion shaft type, also valid for the equivalent round.

Lead Wire Type		Terminal Box Type	
5IK60GN-AF、5IK60GN-EF 5IK60GN-CF、5IK60GN-HF	5IK60GN-SF	5IK60GN-AFT、5IK60GN-EFT 5IK60GN-CFT、5IK60GN-HFT	5IK60GN-SFT
<p>CW</p>  <p>CCW</p> 	<p>CW</p>  <p>CCW R、S、T</p> <p>To change the rotation direction change any two connections between R.S and T.</p>	<p>CW</p>  <p>CCW</p> 	<p>CW</p>  <p>CCW R、S、T</p> <p>To change the rotation direction change any two connections between R.S and T.</p>

Note :

- Change the direction of single-phase motor rotation only after bring the motor to a stop.
- If an attempt is made to change the direction of rotation while the motor is rotating, motor may ignore reversing command or change its direction of rotation after some delay.